

# April 2016

All Home Types  
Single Family  
Townhouse

## Local Market Insight

### Davidson County, NC



Presented by

**Megan Clement**

**Keller Williams Realty**

Email: [DavidsonCountyRealEstate@gmail.com](mailto:DavidsonCountyRealEstate@gmail.com)

Work Phone: 336-992-4926

Mobile Phone: 336-239-7501

Web: [www.DavidsonCountyHomefinder.com](http://www.DavidsonCountyHomefinder.com)

## April 2016

### Davidson County, NC

#### New Listings **263**

↓ **-2.2%**  
 from Mar 2016: **269**  
↓ **-3.7%**  
 from Apr 2015: **273**

YTD	2016	2015	+/-
	<b>871</b>	<b>987</b>	-11.8%

5-year Apr average: **272**

#### Closed Sales **153**

↑ **2.0%**  
 from Mar 2016: **150**  
↑ **35.4%**  
 from Apr 2015: **113**

YTD	2016	2015	+/-
	<b>490</b>	<b>430</b>	14.0%

5-year Apr average: **116**

#### New Pendings **106**

↑ **6.0%**  
 from Mar 2016: **100**  
↑ **21.8%**  
 from Apr 2015: **87**

YTD	2016	2015	+/-
	<b>560</b>	<b>496</b>	12.9%

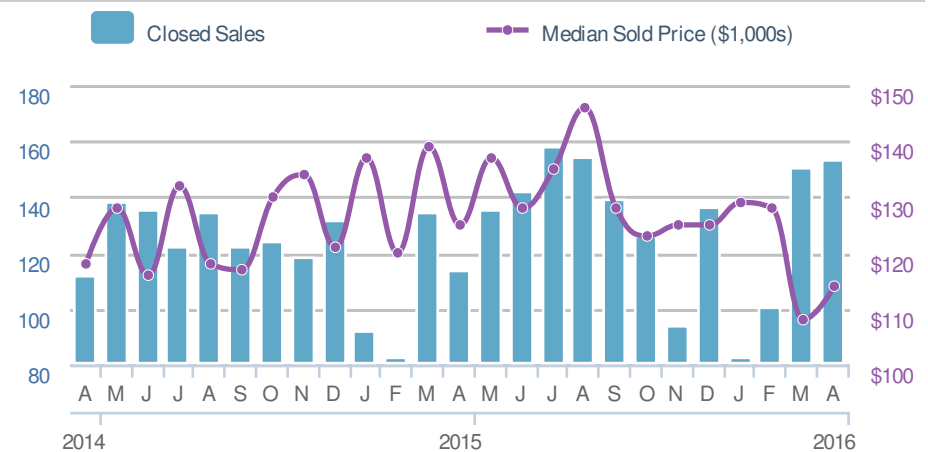
5-year Apr average: **117**

#### Median Sold Price **\$114,900**

↑ **5.7%**  
 from Mar 2016: **\$108,750**  
↓ **-8.1%**  
 from Apr 2015: **\$125,000**

YTD	2016	2015	+/-
	<b>\$124,450</b>	<b>\$130,000</b>	-4.3%

5-year Apr average: **\$115,505**



#### Active Listings **1,358**

1,358  
  
 Min 1,358      Max 1,712  
 5-year Apr average: **1,576**

Mar 2016	Apr 2015
<b>1,340</b>	<b>1,561</b>

#### Median Days to Contract **89**

89  
  
 Min 82      Max 103  
 5-year Apr average: **93**

Mar 2016	Apr 2015	YTD
<b>78</b>	<b>82</b>	<b>82</b>

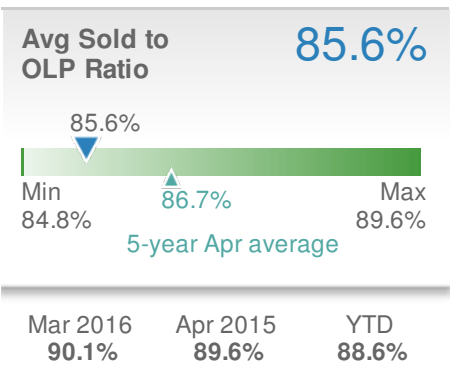
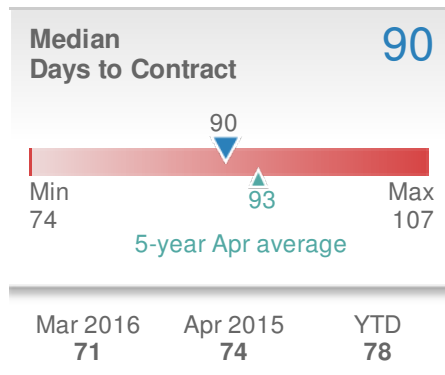
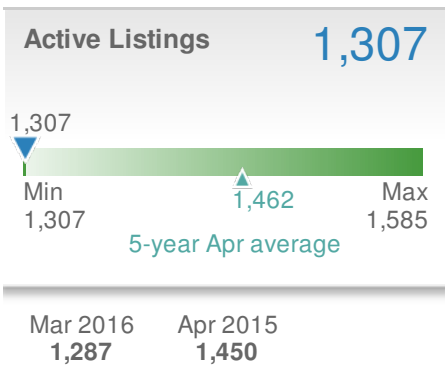
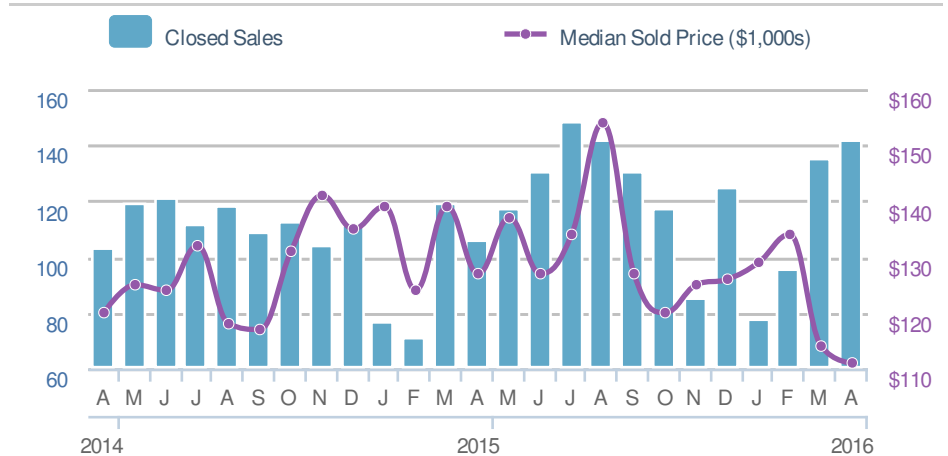
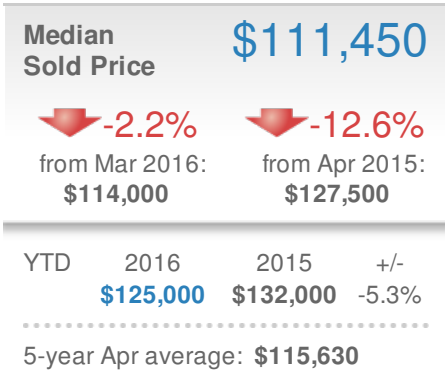
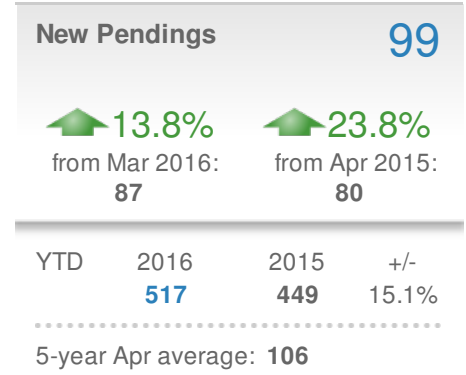
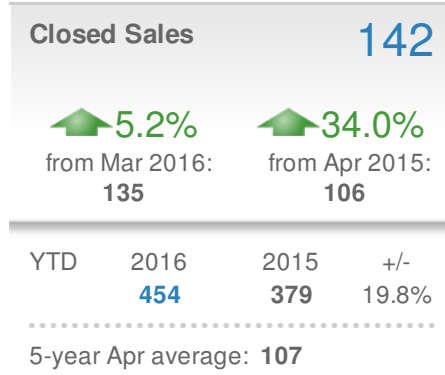
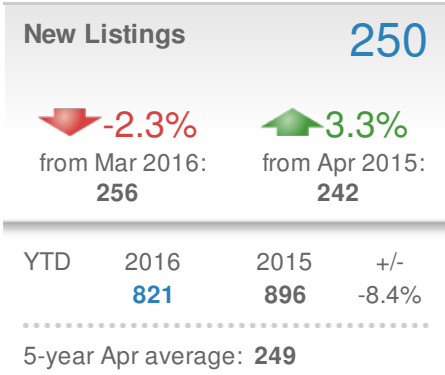
#### Avg Sold to OLP Ratio **86.5%**

86.5%  
  
 Min 84.6%      Max 89.8%  
 5-year Apr average: **86.8%**

Mar 2016	Apr 2015	YTD
<b>90.4%</b>	<b>89.8%</b>	<b>89.1%</b>

## April 2016

### Davidson County, NC - Single Family



## April 2016

### Davidson County, NC - Townhouse

