

April 2016

All Home Types
Single Family
Townhouse

Local Market Insight

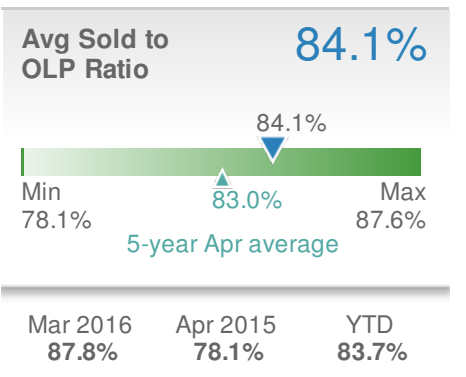
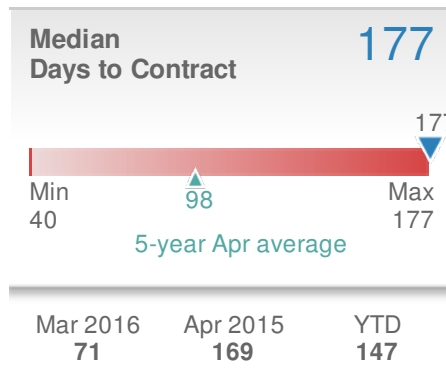
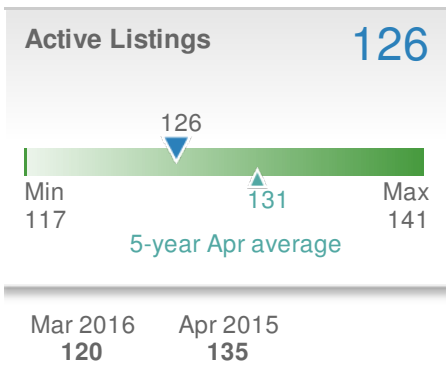
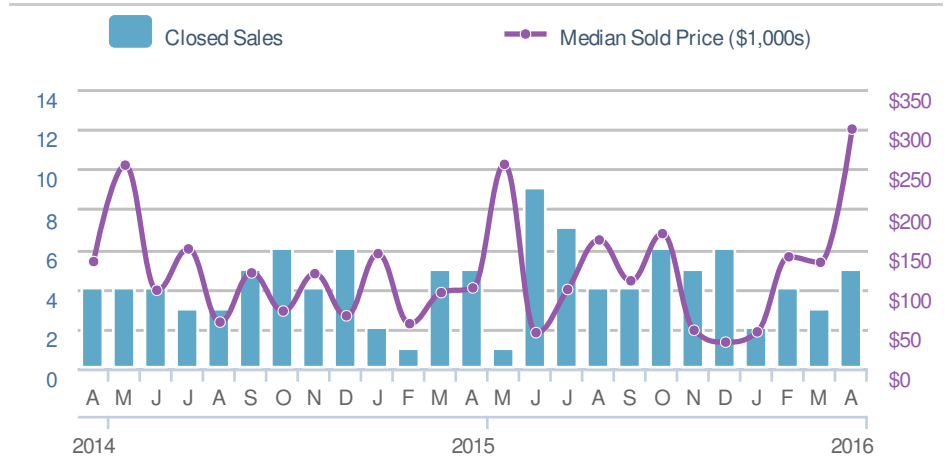
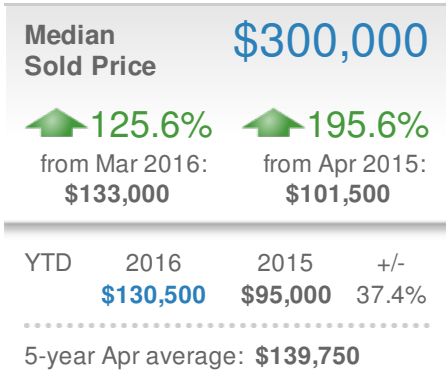
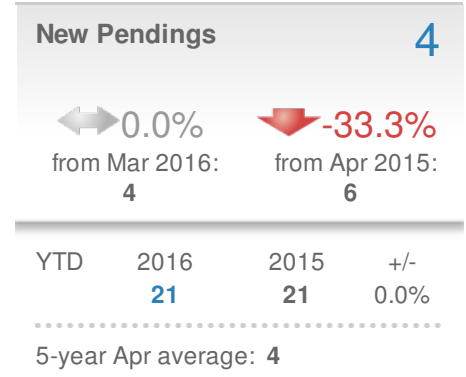
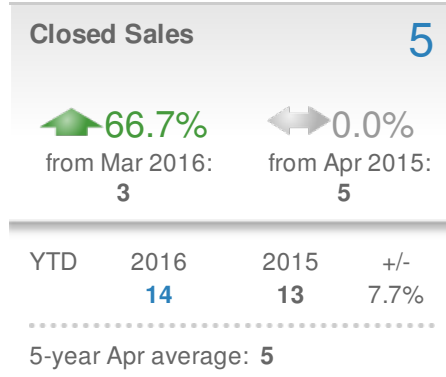
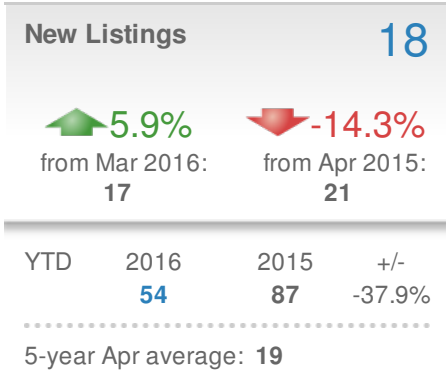
27239



Presented by
Megan Clement
Keller Williams Realty
Email: DavidsonCountyRealEstate@gmail.com
Work Phone: 336-992-4926
Mobile Phone: 336-239-7501
Web: www.DavidsonCountyHomefinder.com

April 2016

27239



April 2016

27239 - Single Family

New Listings

18

↑ **5.9%**

from Mar 2016:
17

↓ **-5.3%**

from Apr 2015:
19

YTD	2016	2015	+/-
	54	80	-32.5%

5-year Apr average: 17

Closed Sales

5

↑ **66.7%**

from Mar 2016:
3

↔ **0.0%**

from Apr 2015:
5

YTD	2016	2015	+/-
	14	13	7.7%

5-year Apr average: 5

New Pendings

4

↔ **0.0%**

from Mar 2016:
4

↓ **-20.0%**

from Apr 2015:
5

YTD	2016	2015	+/-
	21	20	5.0%

5-year Apr average: 4

Median Sold Price

\$300,000

↑ **125.6%**

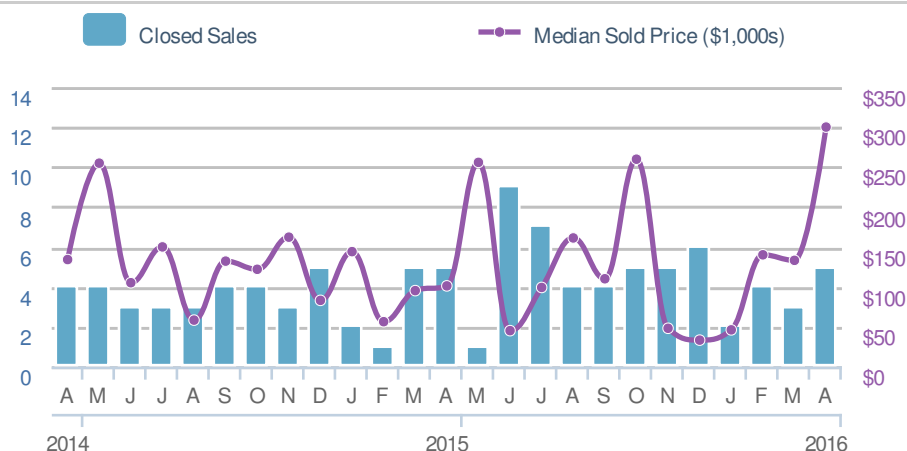
from Mar 2016:
\$133,000

↑ **195.6%**

from Apr 2015:
\$101,500

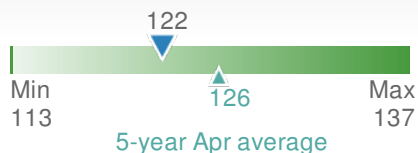
YTD	2016	2015	+/-
	\$130,500	\$95,000	37.4%

5-year Apr average: \$139,750



Active Listings

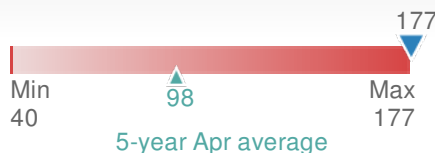
122



Mar 2016	Apr 2015
116	128

Median Days to Contract

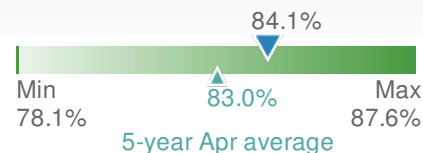
177



Mar 2016	Apr 2015	YTD
71	169	147

Avg Sold to OLP Ratio

84.1%



Mar 2016	Apr 2015	YTD
87.8%	78.1%	83.7%

April 2016

27239 - Townhouse

