

August 2016

All Home Types
Single Family
Townhouse

Local Market Insight

27239



Presented by
Megan Clement
Keller Williams Realty
Email: DavidsonCountyRealEstate@gmail.com
Work Phone: 336-992-4926
Mobile Phone: 336-239-7501
Web: www.DavidsonCountyHomefinder.com

August 2016

27239

New Listings

18

↑ 80.0%
from Jul 2016:
10

↑ 38.5%
from Aug 2015:
13

YTD	2016	2015	+/-
	117	149	-21.5%

5-year Aug average: **13**

Closed Sales

8

↑ 33.3%
from Jul 2016:
6

↑ 100.0%
from Aug 2015:
4

YTD	2016	2015	+/-
	47	36	30.6%

5-year Aug average: **5**

New Pendings

5

↓ -28.6%
from Jul 2016:
7

↑ 400.0%
from Aug 2015:
1

YTD	2016	2015	+/-
	60	40	50.0%

5-year Aug average: **3**

Median Sold Price

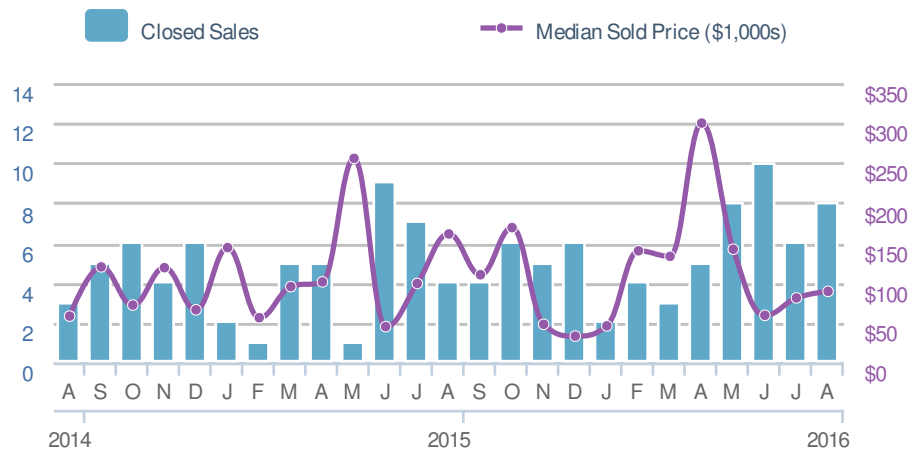
\$89,900

↑ 11.0%
from Jul 2016:
\$81,000

↓ -44.3%
from Aug 2015:
\$161,500

YTD	2016	2015	+/-
	\$100,000	\$88,050	13.6%

5-year Aug average: **\$118,880**



Active Listings

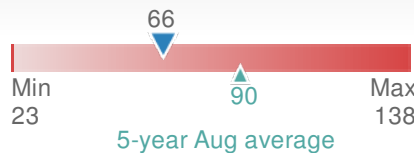
128



Jul 2016	Aug 2015
122	143

Median Days to Contract

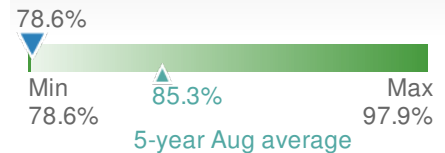
66



Jul 2016	Aug 2015	YTD
76	130	85

Avg Sold to OLP Ratio

78.6%



Jul 2016	Aug 2015	YTD
94.7%	78.6%	85.6%

August 2016

27239 - Single Family

New Listings **18**

▲ **80.0%** ▲ **38.5%**
 from Jul 2016: **10** from Aug 2015: **13**

YTD	2016	2015	+/-
	113	141	-19.9%

5-year Aug average: **13**

Closed Sales **8**

▲ **33.3%** ▲ **100.0%**
 from Jul 2016: **6** from Aug 2015: **4**

YTD	2016	2015	+/-
	47	36	30.6%

5-year Aug average: **5**

New Pendings **5**

▼ **-28.6%** ▲ **400.0%**
 from Jul 2016: **7** from Aug 2015: **1**

YTD	2016	2015	+/-
	60	40	50.0%

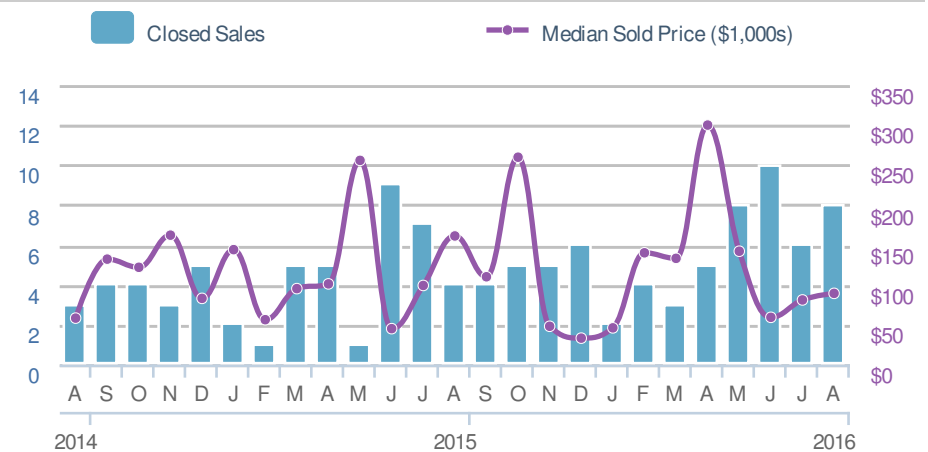
5-year Aug average: **3**

Median Sold Price **\$89,900**

▲ **11.0%** ▼ **-44.3%**
 from Jul 2016: **\$81,000** from Aug 2015: **\$161,500**

YTD	2016	2015	+/-
	\$100,000	\$88,050	13.6%

5-year Aug average: **\$118,880**



Active Listings **121**

121
 Min 120 Max 143
 5-year Aug average **129**

Jul 2016	Aug 2015
115	137

Median Days to Contract **66**

66
 Min 23 Max 138
 5-year Aug average **90**

Jul 2016	Aug 2015	YTD
76	130	85

Avg Sold to OLP Ratio **78.6%**

78.6%
 Min 78.6% Max 97.9%
 5-year Aug average **85.3%**

Jul 2016	Aug 2015	YTD
94.7%	78.6%	85.6%

August 2016
 27239 - Townhouse

