

# August 2016

All Home Types  
Single Family  
Townhouse

## Local Market Insight

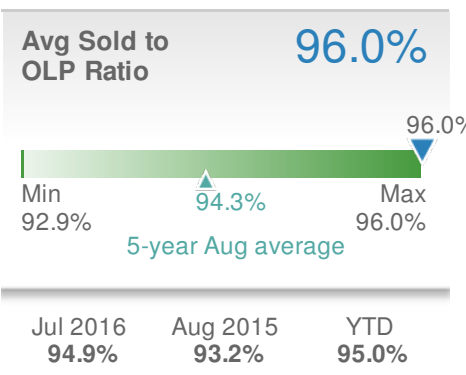
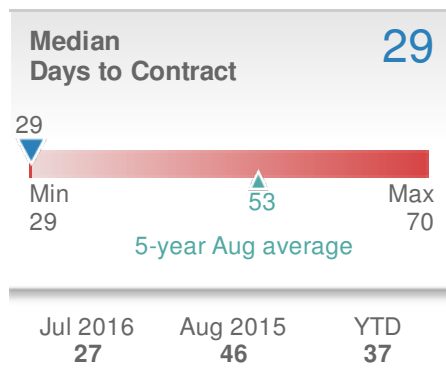
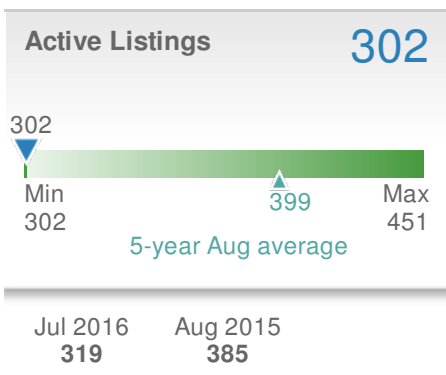
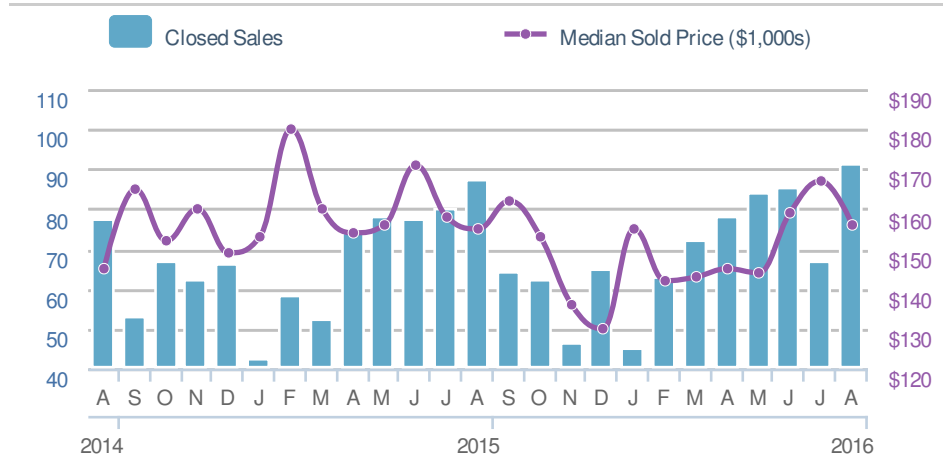
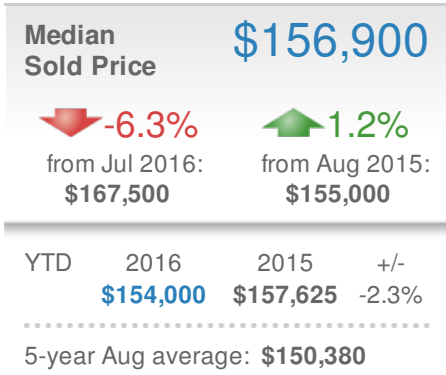
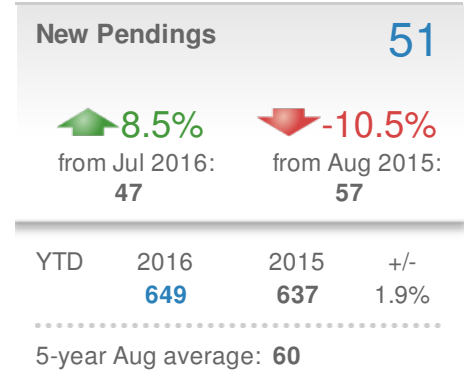
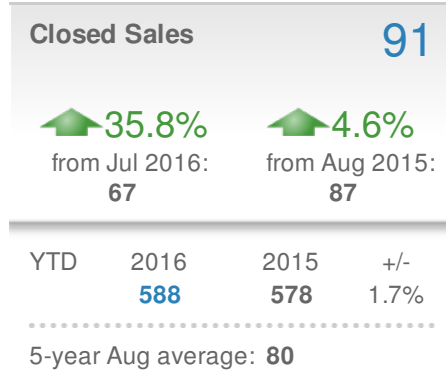
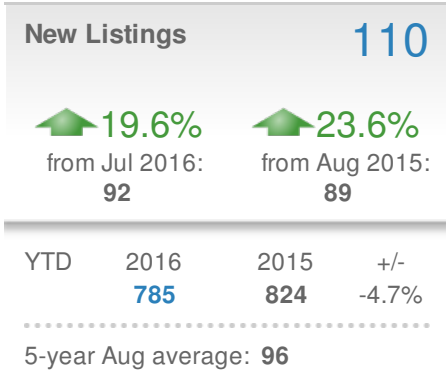
27265



Presented by  
**Megan Clement**  
**Keller Williams Realty**  
Email: [DavidsonCountyRealEstate@gmail.com](mailto:DavidsonCountyRealEstate@gmail.com)  
Work Phone: 336-992-4926  
Mobile Phone: 336-239-7501  
Web: [www.DavidsonCountyHomefinder.com](http://www.DavidsonCountyHomefinder.com)


## August 2016

27265




## August 2016

### 27265 - Single Family




YTD	2016	2015	+/-
	<b>611</b>	<b>662</b>	-7.7%

5-year Aug average: **77**




YTD	2016	2015	+/-
	<b>433</b>	<b>455</b>	-4.8%

5-year Aug average: **59**



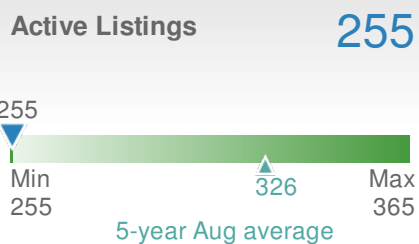
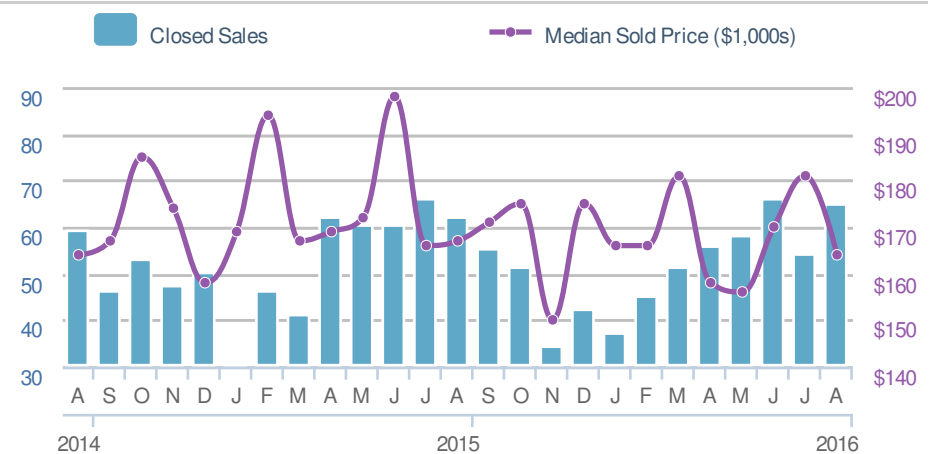
YTD	2016	2015	+/-
	<b>469</b>	<b>505</b>	-7.1%

5-year Aug average: **45**



YTD	2016	2015	+/-
	<b>\$169,000</b>	<b>\$170,000</b>	-0.6%

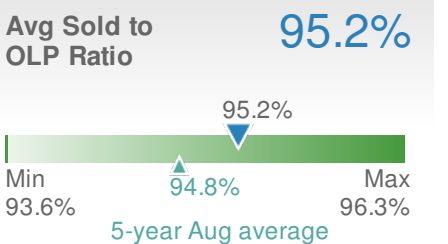
5-year Aug average: **\$170,676**



Jul 2016	Aug 2015
<b>263</b>	<b>305</b>



Jul 2016	Aug 2015	YTD
<b>31</b>	<b>40</b>	<b>34</b>



Jul 2016	Aug 2015	YTD
<b>94.1%</b>	<b>93.6%</b>	<b>94.7%</b>

## August 2016

### 27265 - Townhouse

#### New Listings **20**

↓ **-16.7%**    ↑ **17.6%**  
 from Jul 2016: **24**    from Aug 2015: **17**

YTD	2016	2015	+/-
	<b>139</b>	<b>143</b>	-2.8%

5-year Aug average: **14**

#### Closed Sales **23**

↑ **130.0%**    ↑ **21.1%**  
 from Jul 2016: **10**    from Aug 2015: **19**

YTD	2016	2015	+/-
	<b>125</b>	<b>103</b>	21.4%

5-year Aug average: **17**

#### New Pendings **18**

↑ **5.9%**    ↑ **20.0%**  
 from Jul 2016: **17**    from Aug 2015: **15**

YTD	2016	2015	+/-
	<b>146</b>	<b>113</b>	29.2%

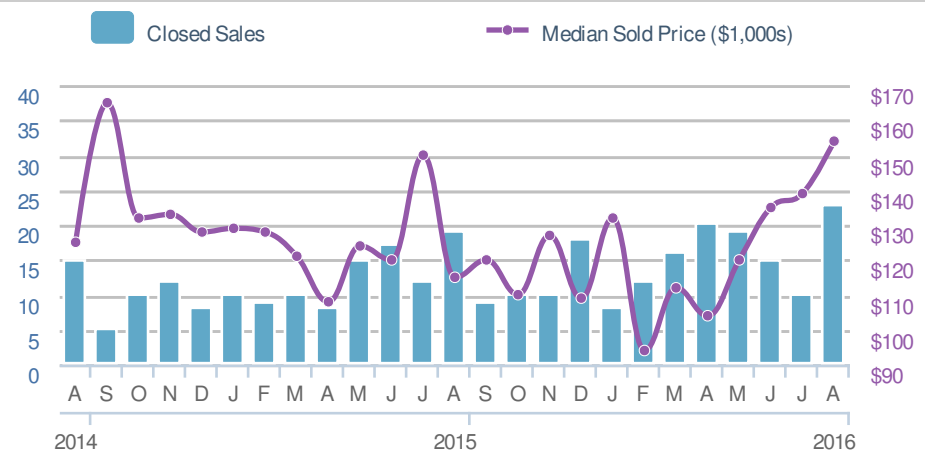
5-year Aug average: **12**

#### Median Sold Price **\$154,675**

↑ **11.3%**    ↑ **34.5%**  
 from Jul 2016: **\$139,000**    from Aug 2015: **\$115,000**

YTD	2016	2015	+/-
	<b>\$131,000</b>	<b>\$126,000</b>	4.0%

5-year Aug average: **\$128,265**

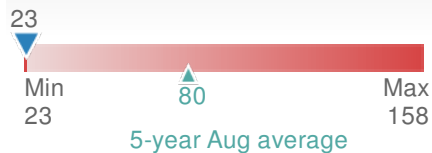


#### Active Listings **34**



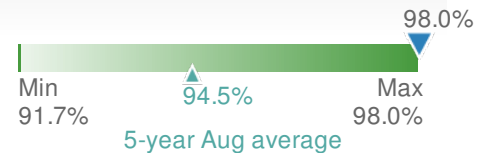
Jul 2016	Aug 2015
<b>44</b>	<b>67</b>

#### Median Days to Contract **23**



Jul 2016	Aug 2015	YTD
<b>19</b>	<b>53</b>	<b>49</b>

#### Avg Sold to OLP Ratio **98.0%**



Jul 2016	Aug 2015	YTD
<b>99.3%</b>	<b>94.5%</b>	<b>96.1%</b>